



Mary Had a Little Lamb

The popular rhyme, *Mary Had a Little Lamb*, provides many opportunities for fun learning activities across the curriculum. Here are some suggestions.


Art

“White” Collages

Have children look through magazines and cut out pictures of things that are white. Provide glue and construction paper for children to create collages featuring white things.

Handprint Lambs

Trace each child’s handprint onto a white piece of construction paper, or have children place one hand in white paint and then press it onto a sheet of construction paper. Provide white cotton balls and glue. Have children glue the cotton balls onto the handprint, stopping about an inch from the tips of the fingers (lamb’s four feet and head). Finally, have children draw features on the thumb “face.”



Science

Fleece Facts

Teach children more about lambs, sheep, and the process of making wool by reading a simple nonfiction book on these topics to children; or, read children a short story such as *Charlie Needs a Cloak* by Tomie de Paola. Then bring in items made of wool (such as a blanket, sweater, and gloves) for children to examine.

Social Studies

School Rules

Use the rhyme to spark a discussion of your classroom rules and the reasons the rules are important to follow. Have each child draw a picture illustrating one of the rules. Gather them in a class book entitled, “No Sheep and Other School Rules.”

Language Arts

Share-Time Rhyme

Assign several children each day to bring something to share. Have students sit in a circle and take turns sharing their objects with their classmates. Discuss each item’s significance to the child as well as its shape, size, and color. Then use what each child brought in a chant or song modeled after *Mary Had a Little Lamb*, inserting the child’s name, the object he or she brought, and descriptive words. For example, “Robin had a dinosaur. Its teeth were long and sharp.”

“White as Snow” and Other Things

Encourage children to bring in something white from home to share during circle time. You can also have children draw a picture and then dictate a sentence about their item. Gather their pages into a class book reinforcing the color white.

Using the Make-Your-Own Puppets Reproducible





Send the FingerTale puppet fun home with your students! Just reproduce the included story and puppets for each child. It’s a great way for children to continue building language arts skills, from vocabulary development to listening

MAKE-YOUR-OWN FINGERTALE PUPPETS

Mary Had a Little Lamb

You and your child can make your own puppets and then use them to retell the familiar rhyme your child enjoyed at school. Here's how:

1. Provide crayons or markers for your child to color the puppets.
2. Help your child cut the puppets out along the outside edge, or cut them out yourself.
3. **To make "stick puppets":**
Glue or tape the puppets to craft sticks or drinking straws.
4. **To make "finger puppets":**
Trace the outline of each of the puppets onto a second piece of paper. Cut the outline out and staple it to the back of the puppet along the edges, leaving the bottom open to allow room for your finger.





Mary Had a Little Lamb

Mary had a little lamb,
Little lamb, little lamb,
Mary had a little lamb,
Its fleece was white as snow.

And everywhere that Mary went,
Mary went, Mary went,
Everywhere that Mary went,
The lamb was sure to go.

It followed her to school one day,
School one day, school one day,
It followed her to school one day,
Which was against the rule.

It made the children laugh and play,
Laugh and play, laugh and play,
It made the children laugh and play,
To see a lamb at school.

And so the teacher turned it out,
Turned it out, turned it out,
And so the teacher turned it out,
But still it lingered near.

And waited patiently about,
Patiently about, patiently about,
And waited patiently about,
Till Mary did appear.

“Why does the lamb love Mary so?”
Love Mary so? Love Mary so?
“Why does the lamb love Mary so?”
The eager children cry.

“Why, Mary loves the lamb, you know,”
Loves the lamb, you know, loves the lamb, you know,
“Why, Mary loves the lamb, you know,”
The teacher did reply.

